

Annual Report

2011



It is estimated that a child is raped in South Africa every 3 minutes. The latest SAPS Crime Statistics Report indicated that there was a drop in the reporting of sexual crimes during the last year. This, together with the estimated abuse statistics, are raising serious concerns about why children are not reporting crimes against them?

The main aim of Matla A Bana is to minimize the secondary abuse Children suffer, when they report crimes against them. This secondary abuse is often more traumatic than the primary abuse, due to the following reasons:

- Little understanding and knowledge with regards to child abuse, and the reporting thereof.
- Unsympathetic reporting environment.
- The focus of the legal justice system on the arrest and conviction of the perpetrator rather than the emotional welfare of the Child victim.
- The lack of specialized resources and training to equip the officers of the legal justice system to deal effectively and sympathetically with child abuse cases.

The economic downturn was the **greatest challenge** MAB had to face during this year. Regular financial donor funding dropped by more than 200% or almost R2 million. We could not rely on fundraising events in the past year as the focus was very much on the successful completion of projects, rather than fundraising. I would however like to mention one individual, **Jos Malherbe**, who undertook the enormous challenge of cycling from Cairo to Cape Town to raise funds for Matla A Bana. During Jan – May 2010 he

managed to raise R100 000 for Matla A Bana and has set an shining example of what one person can do to make a difference.

We can contribute the successes of projects to the **continued support** from donors who so diligently have donated their time, services and products to MAB. Although there was a very small reduction, MAB still received more than R1.7 million in non-monitory sponsorship. Some of our donors have been with us for many years and I believe the reason for their continued support, is the fact that they can see the value of the many MAB projects. We are extremely grateful to all the sponsors and donors who have supported us despite many economical challenges. We would also like to welcome all our new donors to the MAB family.

Due to the financial challenges and the proven success of the staff structure, the Board of Trustees has decided to continue with the practise of appointing staff per project. During the last year Lizel van Eeden was in charge of projects in Gauteng and myself of projects in the Western Cape. Gauteng was the most supported with donor funding and I am very pleased to say that Lizel has done an excellent job in not only maintaining of running projects, but also implementing numerous new projects. I would like to thank her for her dedication towards our cause.

We do however rely heavily on our volunteer support groups for the success of some of the major projects. We would like to thank each and every volunteer for the commitment in serving the survivors of these terrible crimes and the officers who have to bring the perpetrators to justice. Without your selfless

dedication, specifically in the Adoption Project, we would not have been able to show many of our successes.

Matla A Bana can this year once again boast with the completion of many projects. We were there with the Soccer World Cup, when we opened a Child-Friendly Reporting Facility in Cape Town (funding Rotary Claremont 2010) and one in Daveyton (funding Old Mutual Foundation). Our impact study for the year shows that these new projects and existing projects have reached more than 4000 abused children this year.


It is impossible to thank all of you in this report as many of you have donated anonymously, but please rest assured that your contributions are greatly appreciated and will go a long way to help our children. Thank you to all the volunteers and adoptive churches without whom we would never have been able to have such a great impact. Thank you to all the officers of the law and the medical practitioners for your dedication. Thank you to Lizel and Mandy for the successful implementation of many projects.

The work done by MAB was recognised by SAPS Honeydew when MAB was awarded a Certificate of Recognition by SAPS Honeydew.

Thank you to God for giving us the opportunity to help others and to be able to witness miracles every day. In all of this we must always remember to NEVER NEVER NEVER GIVE UP!



Monique Strydom



Challenges 2011

- Low report rate of crimes against children.
- Bad image of the police with the public.
- Child abuse is still a taboo subject.
- Unwillingness of volunteers to work in previous disadvantaged areas, due to misconceptions.
- Misconception with public and sponsors that FCS units were closed down.
- Reintroduction of SAPS FCS Units
- Economic downturn & funding for MAB administration and Adoption Project.
- Shortage of funding resulting in MAB having to turn down many requests for projects.

www.matlaabana.co.za

<http://mabnews.blogspot.com>



Monique Strydom &
Lizel van Eeden

Successes 2011

- Very successful working relationships between SAPS GT & SAPS WC Provincial offices and Matla A Bana.
- Very successful working relationship between MAB and other NGO's working in the field.
- Direct impact on 4 460 children.
- Secured R1,790,100 worth of non monetary sponsorship (goods & services).
- The implementation of three new Child Friendly Reporting Facilities.
- Training of more than 500 officers of the law and 30 medical practitioners in specialised skills.
- Awarding more than 40 officers of the law for service beyond duty.
- Nominated by SAPS Gauteng to serve on task team to formulate the FCS Strategy for Gauteng.

Trustees

Prof Lize Booysen, Mrs Esme Ehlers, Pastor Ndaba Mazanbane, Mrs Annora Mostert, Mrs Alice Pitzer Mrs Martie Prinsloo, Mrs Monique Strydom,


Contact Details

Matla A Bana Gauteng

PO Box 413887 Craighall 2196
matla@mweb.co.za
Phone +2711787 6742
Fax +2711781 7375

Matla A Bana Western Cape

24 Chavonne Street
Welgemoed 7538
matlapr@mweb.co.za
Phone/Fax +27 21 9139107



Successes 2011



the WORLD or JESUS,
the choice is yours...


Gerhard Steyn
 Monique Steyn
 Morné Steyn
 Nadine Biron
 Ivan Jooste
 Pieter Spies
 Juanita du Plessis
 Bobby van Jaarsveld
 Angela Baucke
 Cornelia Wild

Show the world you've made the right choice.

GET BRANDED FOR JESUS

Get your Branded for Jesus pin today! **R25** (incl. postage insurance)

www.brandedforjesus.com 012 6540641



Administrative

- Very successful working relationship between SAPS GT & SAPS WC Provincial offices and Matla A Bana.
- Very successful working relationship between MAB and other NGO's working in the field.
- Secured more than R1.7 million of non-monetary donations for projects.
- Receive a SAPS Certificate or Recommendation.
- Chosen to serve on the GT SAPS FCS NGO Task team.

Main Sponsors: Colliers International

Marketing

- National media coverage.
- Exposure in national and local magazines and newspapers, as well as various radio stations. (More than R400 000 of free publicity)
- MAB website, blogsite, facebook and Youtube sites are running and updated regularly.

Main Sponsors: Veronica Muller & Servamus

Fundraising

- Volunteer, Jos Malherbe (Xtremeforkids, raises R100 000 with his cycle from Cairo to Cape Town.
- Product sales of Calendar, SA Moments, Key rings.

Financial Donations

R50 000+: 94.7 Highveld Stereo, Fluval, Shout Foundation, Old Mutual

R20 000+: Mossop Trust

R10 000+: Aggenbag H, Mosaiek Expo, Sesego Cares

R5 000+: Carlswald Spar, Digicall, Ehlers E, Mchet G, Romans Pizza, Vodacom

UNDER R5 000: Ann Marie, Black Khaki, Bold Moves, Buitendag K, Clearwater Mall, Cloete J, Cyanre, De Clerq W, Delport E, Everson Construction, Grobler G, Jordaan P, Karsten K & A, Keene U, Lombard J, Loots S, Mans S, Mosaiek Church, Mostert Annora, Multimedia Solutions, Olsen F, Ramsay Media, Rays of Hope, Smith David, Swanepoel N & Perold L, Truter Hilda, TUKS, Van Euyssteen Elsa, Yiddish Folk Nursery

Non-Monetary Sponsors

3d-Xact Adoptive Groups, Advanced Health, Afrique Boutique Hotel, Alice Art Gallery, Ana Paula's Coffee Shop, Bailie CA and Auditor, Beeld, Bidorbuy, BOSASA Group, Build a Bear, Cajees Time Zone Clearwater, Cape Garden Centre, Carlswald Spar, Caxton, Cedar Square, City Lodge Katherine str, Clearwater Mall, Denver Burns (MR SA 2010), Easy Wear, Embark Foundation/Mosaiek, Energade, Fourways Mall, Execujet, Fauna Visions, F & L Construction, Fourways Mall, Gavin Prins, Gerhard Jooste & Francious Coetzer, Guesty & Horak Aluminium, Hunters Rest Hotel, Icon signs, Indigo Cosmetics, Jelly Beanz, Jenny Sella, JJ Glass, John Robbie, Johnny Louw (Wilde Stem), Krugersdorp News, Lead SA, Margie's Art Class, MA Tax & Consulting Services, Medal Paints, Media 24, Missouri Spur, Monument High school students, Mr Price, MSP, Nicole Flint (Miss SA 2010), Owitz Communications, Paint 'n Place, Pension Lawyer Association, Pieter-Dirk Uys, PKF Financial Solutions Pol TV (SABC 2), Ramsay Media, Reac Africa, RNA, Romans Pizza, Roodepoort Town Lodge, Rosebank Union Church, Salon Marie, Sandton Townlodge, Servamus, Shoprite Checkers, Southern Sun, Sun International, Table Bay Hotel, Townlodge Sandton, Tygerburger

Successes

2011

(continued)



Project 1

Adoption Project (Community Mobilisation)

To develop a sustainable, community support project by mobilizing faith base groups to assist the Family Violence, Child Protection and Sexual Offences (FCS) detectives and Sexual Offences Courts (SOCA) officials in dealing with child victims. This project includes support for the officials and children by implementing various projects unique to the needs of the individual groups. Apart of the major events hosted, these adoptive groups hosted many smaller events and outreaches.



Western Cape

ADOPTIONS

- Nyanga FCS – Familia Christi Cell group (No participation of adoptive group)
- Kraaifontein FCS – Durbanville Church (New adoption)
- Khayelitsha FCS – Vredelust Church (New adoption)

SERVICES

- 4 Team building events hosted.
- Christmas party for 40 victims.
- Unit support (goods and needs).
- Victim support (20 Comfort packs)

Gauteng

ADOPTIONS

- Honeydew FCS - Verskilmakers (new adoption)
- Linden SAPS – Rosebank Union Church (existing adoptions)
- Fairland SAPS – Mosaiek (existing adoptions)
- Pretoria Central SAPS – Kerk sonder mure (existing adoptions)
- Lyttleton SAPS – Kerk sonder mure (existing adoptions)
- Muldersdrift SAPS – Ruimsig Church (existing adoption)
- Sandton FCS - Rosebank Union Church (existing adoption)
- Alexandra FCS – Rosebank Union Church (existing adoption)
- Roodepoort FCS – Mosaiek (existing adoption)
- Roodepoort Sexual Offences Court - Mosaiek (existing adoption)
- Roodepoort Children's Court - Mosaiek (existing adoption)
- Tembisa FCS – Linden Bible study group (existing adoption)
- JBG Central FCS – Randburg Dutch Reformed Church (existing adoption)
- Krugersdorp FCS - Christian Heritage (existing adoption)
- Krugersdorp Sexual Offences Court – Mosaiek (existing adoption)
- Vosloorus FCS – Woord & Lewe (dormant adoption due to change in leadership)
- Bramley SAPS (no adoption – supplied support services to unit)
- Douglasdale SAPS (no adoption – supplied support services to unit)

SERVICES

- Supplied 2 590 comfort packs to units.
- More than 100 visits to units.
- 3 Team Building events (220 members)
- Christmas gifts for victims and members (160).
- Victim trauma counseling (20 victims).

Various other product and services support.

Main Project Sponsors

Financial: 94.7 Highveld Stereo, Mossop Trust

Non-monetary: All above adoptive churches

Project 1

Adoption Project (Community Mobilisation)

(continued)



Project 2

Child Friendly Reporting Facilities (Victim Support)

The implementation of MAB Child-Friendly Reporting Facilities and child-friendly rooms at SAPS FCS units and SOCA's. Such facilities create a safe and comfortable, but also effective environment for the child to disclose. Facilities are developed on a blue print developed by MAB with the assistance of SAPS and includes state-of-the-art audiovisual recording facilities and a two-way mirror. Where there is no accommodation for such a facility, a child-friendly room is implemented.



Project 3

Child Friendly Reporting Facilities (Victim Support)

(continued)

Child Friendly Facilities

Including audio-visual recording facilities and two-way mirror, waiting area, assessment & monitoring room.

WESTERN CAPE - NEW

- Kraaifontein FCS
- Cape Town FCS

WESTERN CAPE - EXISTING

- Nyanga FCS

GAUTENG - NEW

- Vereeniging FCS
- Krugersdorp FCS

GAUTENG - EXISTING

- Morokka FCS
- Pretoria Central FCS
- Tembisa FCS
- Vosloorus FCS

Main Sponsors

Financial: 94.7 Highveld Stereo, Old Mutual Foundation, Rotary Claremont, Dell Foundation

Non-monetary: Embark Foundation, Shellard Media, Cape Garden Centre

Child Friendly Rooms

WESTERN CAPE - EXISTING


- Stellenbosch FCS
- Paarl Hospital

GAUTENG - NEW

- Muldersdrift FCS (Adoption Project)
- Daveyton FCS
- Roodepoort FCS (New rooms at FCS unit)
- Roodepoort Sexual Offences Court (Two rooms renovated)

GAUTENG - EXISTING

- Roodepoort Sexual Offences Court
- Roodepoort Children's Court
- Linden FCS
- Lyttleton FCS
- Honeydew SAPS
- Alexandra FCS
- Roodepoort SAPS
- Randfontein SAPS



Project 3

SAPS Specialised Training (Education)

The hosting of specialised training courses for SAPS members to equip them to effectively deal with child and rape victims. Training courses include soft skills, mentorship, basic child protection protocols and new legislation.



Western Cape

“Hands Up” Debriefing and Childrens Act Training (1 day – 40 members)


Gauteng

- Abandoned Baby Training (450 SAPS members) – 2 days training course x 9 courses
- Mentorship Training- 4 sessions (25 SAPS) – 4 day course
- Soft Skills Training Forensic Social Workers (25) – 1 day
- “Childrens Act” Training 50 SAPS members - 1 day

Main Sponsors

Financial: 94.7 Highveld Stereo, TTV Fluval

Non-monetary: Reach Africa, Jelly Beanz, Rosebank Union Church, Christian Heritage Church, Church Without walls (Kerk sonder mure), Word and Life (Woord en Lewe)



Project 4

Incentive Awards

GAUTENG

- Two incentive awards hosted (August and February).
- 40 plus FCS members and civilian individuals awarded.

Main Sponsors

Financial: 94.7 Highveld Stereo



Project 5

Social Workers (Education & crime prevention)

To assist the forensic social workers based at the FCS units by hosting training courses, supplying them with assessment tools and support. To also assist with the training of other social workers to be better equipped in dealing with child abuse cases.

WESTERN CAPE


MAB completed the training of 140 social workers sponsored by DSOD. This training started in 2010.

GAUTENG

Compassion Fatigue Workshop (25 forensic Social workers)

Main Sponsors:

Financial: DOSD. Mossop Trust



Project 6

Unique Projects (Awareness and crime prevention)

WESTERN CAPE

- Service of Hope and Blessing Durbanville Congregation (Child Protection week)
- Service of Hope and Blessing Simon van der Stel School and Paarl School (Child Protection Week)
- Children's Act Training – 50 SAPS members by Connect Network (Child Protection Week)
- Yad Emmanuel – Assisted with setting up a support group for women in charity (Support)
- Sextrap SA – Awareness campaign against the sex slave trade in SA (Awareness)

GAUTENG

- Womens Function Mosaiek 100 SAPS Ladies
- Service of Blessing SAPS Fairland (Child Protection Week)
- Breakfasts with a difference - acknowledging role players (Child Protection Week)
- 16 Days of No Violence Awareness – Kenmare Primary School
- Artists for police (Casual Day)
- SAPS Gauteng NPO Task Team – Nominated by Genl Petros to this task team.

Main Project Sponsors

Financial: 94.7 Highveld Stereo, TTV Fluval



Project 7

Comfort Packs (Victim support)

These packs are used by the SAPS FCS officers and rape clinics to give to the child when the crime is first reported. The pack contains items that will comfort the child (emotional need – teddy bear, bubbles etc), that will take care of the physical need (food) and the emergency need (sanitary towels, clean panties etc). The children are exposed to hours of additional trauma once they report to the system – disclosure, statement taking, medical examination, removal from home etc.

In addition to the 3000 plus packs donated by the adoptive groups (adoption projects), the following packs were also supplied:

Western Cape 300 Packs	Gauteng 600 packs
----------------------------------	-----------------------------

Main Sponsors

Vodacom Foundation, Shout, 94.7 Highveld Stereo, Roman's Pizzas

Non-monetary: Ramsay Media



Project 8

Medical Practitioners Training (Education)

The training of medical practitioners in the correct medical forensic examination of a rape and sexually assaulted victims, as well as expert witnessing in court.

GAUTENG

- Forensic Medical Examination & Expert Witnessing Course (30 doctors and FCS officers)

Main Sponsors

Financial: Old Mutual Foundation

Non-Monetary: Embark Foundation



28 February 2011

The following reports and statements are presented by the Trustees:

	Page
Accountant's report	15
Balance sheet	16
Income income statement	17
Detailed income statement	18 - 19
Statement of changes in equity	20
Notes to the annual financial statements	21 - 24

Approval and statement of responsibility

The annual financial statements set out on pages 17 to 26 are the responsibility of the trustees and have been approved by them and are signed on their behalf by:



Mrs M Prinsloo



Mrs M Strydom

28 February 2011

BAILIE

CHARTERED ACCOUNTANT AND AUDITOR

REPORTING OF THE ACCOUNTING OFFICE TO THE TRUSTEES FOR THE CALLIE AND MONIQUE/MATLA A BANA TRUST.

We have performed the duties of the accounting officer of the trust for the year ended 28 February 2011. The financial statements are the responsibility of the trustees of the trust and are set out in pages 16 - 24. The trustees have appointed these annual financial statements.

In terms of the Trust Property Control Act, and by confirmation of the Master, no audit is required of the financial statements and we have not audited these financial statements.

We have determined that the annual financial statements are in agreement with the accounting records. We have determined this by adopting such procedures and conducting enquiries in relation to the accounting records were considered necessary having regard to the circumstances and the business carried on by the trustees of the trust. We have also reviewed the appropriateness of the accounting policies which have been represented to us having been applied in the preparation of the financial statements, and in our opinion these accounting policies are appropriate having regard to the activities of the trust.

Yours faithfully



Daniel Bailie CA (SA)

Bellville
17 November 2011

PO BOX 1792, BELLVILLE, 7535
UNIT 2, CANAL EDGE FOUR, TYGER WATERFRONT, CARL CRONJE DRIVE, BELLVILLE
BAILIE@FININVEST.CO.ZA – WWW.FININVEST.CO.ZA – TEL: 082 7787 135 – FAX: 086 606 4097

28 February 2011

	<u>Notes</u>	<u>2011</u>	<u>R</u>	<u>2010</u>	<u>R</u>
<u>ASSETS</u>					
Non-current assets			113,296		798,358
Property, plant and equipment	2		5,796		1,282
Paintings			56,500		56,500
Investments	3		51,000		740,576
Current assets			33,586		43,400
Trade receivables			-		12,911
Bank and cash balances	4		33,586		30,489
Total assets			146,882		841,758
<u>EQUITY AND LIABILITIES</u>					
Equity			(26,205)		663,154
Trust Capital	5		79,007		79,007
Undistributed profits			(105,212)		584,147
Non-current liabilities			151,520		151,520
Long-term borrowings	6		151,520		151,520
Current liabilities			21,567		27,084
Trade and other payables			21,567		27,084
Total equity and liabilities			146,882		841,758

	<u>Notes</u>	<u>2011</u>	<u>R</u>	<u>2010</u>	<u>R</u>
Donations received		567,754		2,558,730	
Projects		1,125,580		1,426,250	
Gross profit		(557,806)		1,132,480	
Other income		20,260		20,671	
Total income		(537,546)		1,153,151	
Operating expenses		151,813		217,957	
Finance expenses		-		304	
(Loss) / profit before taxation	7	(689,359)		934,890	
Net (loss) / profit after taxation		(689,359)		934,890	

Income Statement

For the year ended
28 February 2011

	<u>Notes</u>	<u>2011</u>	<u>R</u>	<u>2010</u>	<u>R</u>
Donations received		567,754		2,558,730	
Cost of Projects		1,125,560		1,426,250	
Projects Procurements		321,901		443,297	
Entertainment expenses (Venue hiring & catering)		157,224		175,892	
Commission paid		73,544		117,707	
Insurance		200		1,955	
Motor vehicle expenses		82,953		57,720	
Printing and stationary		4,140		4,055	
Salaries and wages		-		261,906	
Professional services		485,598		338,248	
Travel and accommodation		-		25,470	
Gross profit		(557,806)		1,132,480	
Other income		20,260		20,671	
Interest received		20,260		20,671	
Total income		(537,546)		1,153,151	
Operating expenses		151,813		217,957	
Advertising		200		-	
Bank charges		1,940		1,599	
Computer expenses		2,021		840	
Courier and postage		1,231		1,217	

**Detailed
Income
Statement**

*For the year ended
28 February 2011*

(Income Statement Continued)

	<u>Notes</u>	<u>2011</u>	<u>R</u>	<u>2010</u>	<u>R</u>
Depreciation		2,316		14,706	
Entertainment expenses (Venue hiring & catering)		12,250		3,783	
Insurance		5,353		3,063	
Management fees - Trust		16,336		17,442	
Motor vehicle expenses		2,258		2,215	
Printing and stationery		6,634		4,746	
Office expenses		257		2,809	
Salaries and wages		36,390		90,476	
Professional services		25,873		4,000	
Training		531		-	
Subscriptions		4,838		10,298	
Telephone and fax		24,268		47,078	
Travel and accommodation		9,000		13,685	
Finance expenses		-		304	
Interest paid		-		304	
Profit / (loss) before taxation		<u>(689,359)</u>		<u>934,890</u>	
Net profit / (loss) for the period		<u>(689,359)</u>		<u>934,890</u>	
Non monetary sponsorship received		<u>1,968,274</u>		<u>1,790,100</u>	

**Detailed
Income
Statement**

For year ended
 28 February 2011

**Statement
of Changes
in Equity**

For the year ended
28 February 2011

	<i>Trust capital</i>	<i>Revaluation reserve</i>	<i>Undistributed profits</i>	<i>Total</i>
	R	R	R	R
Balance at 28 February 2009	79,007	-	(350,743)	(271,736)
Net profit for the period	-	-	934,890	934,890
Balance at 29 February 2010	79,007	-	584,147	663,154
Net loss for the period	-	-	(689,359)	(689,359)
Balance at 28 February 2011	79,007	-	105,212	(26,205)

NOTES TO THE ANNUAL FINANCIAL STATEMENTS FOR THE YEAR END 28 FEBRUARY 2011

1. Accounting policies

The following are the principal accounting policies of the trust, which are consistent in all material respects with those applied in the previous year, except as otherwise indicated.

Basis of preparation

The financial statements have been prepared on the historical cost basis, except as modified by the revaluation of freehold land and buildings.

Property, plant and equipment

Property, plant and equipment are stated at cost less accumulated depreciation. Other than freehold land and buildings on which depreciation is not provided, depreciation is recorded by a charge to income computed on the straight line basis so as to write off the cost of the assets over their expected useful lives. The expected useful lives are as follows:

	Years
Land and buildings	0
Plant and equipment	5
Computer equipment	3
Office equipment	5
Motor vehicles	5
Other	0
Furniture and fittings	6

Investments

Investments are initially recognised at cost, including transaction costs.

After initial recognition investments are measured at their fair values, without any deduction for transaction costs that may be incurred on disposal. The following categories of investments are measured at amortised cost using the effective interest rate method if they have a fixed maturity, or at cost if there is no fixed maturity:

- Loans and receivables originated by the trust and not held for trading,
- Held to maturity investments and,
- An investment in a financial asset that does not have a quoted market price in an active market

NOTES TO THE ANNUAL FINANCIAL STATEMENTS FOR THE YEAR END 28 FEBRUARY 2011 (Continued)

Impairments

The carrying value of the assets is reviewed at each balance sheet date to assess whether there is any indication of impairment. If any such indication exists, the recoverable amount of the asset is estimated. Where the carrying value exceeds the estimated recoverable amount, such assets are written down to their estimated recoverable amount.

Revenue

Revenue comprises of donations received, income generated from functions and other ad-hoc events.

Interest received is recognised on a time proportion basis, taking account of the principal outstanding and the effective rate over the period to maturity, when it is determined that such income will accrue to the trust.

Comparative figures

Where necessary, comparative figures have been adjusted to conform with any changes in presentation in the current year.

2. Property, plant and equipment	Cost / valuation R	2011 Accum. deprec R	Carrying Value R	Cost / Valuation R	2010 Accum. deprec R	Carrying value R
<i>Owned assets</i>						
Computer equipment	49,690	44,754	4,936	42,860	42,859	1
Furniture and fittings	2,544	1,684	860	2,544	1,263	1,281
	52,234	46,438	5,796	45,404	44,122	1,282

The carrying amounts can be reconciled as follows:

	Carrying value at beginning of year R	Additions R	Reval. /other R	Disposals R	Deprec R	Carrying value at end of year R
<i>Owned assets</i>						
Computer equipment	1	6,830			(1,895)	4,936
Furniture and fittings	1,281	-			(421)	860
	1,282	6,830	-	-	(2,316)	5,796

NOTES TO THE ANNUAL FINANCIAL STATEMENTS FOR THE YEAR END 28 FEBRUARY 2011 (Continued)

	2011 R	2010 R
3. Investments		
Unit Trust Investments/ Income Plan with ABSA Trust:		
Unit Trust - Trauma	-	623,500
Unit Trust - Rotary	-	38,000
Unit Trust - MAB	51,000	79,076
	<u>51,000</u>	<u>740,576</u>
	<u><u>51,000</u></u>	<u><u>740,576</u></u>
4. Bank and cash balances		
Bank and cash balances at year end comprise:		
Petty cash	-	3,519
Current account	33,586	26,970
	<u>33,586</u>	<u>30,489</u>
	<u><u>33,586</u></u>	<u><u>30,489</u></u>
5. Trust Capital		
Initial donation	-	-
Subsequent donations	-	-
	<u>-</u>	<u>-</u>
	<u><u>-</u></u>	<u><u>-</u></u>
Accumulated funds at beginning of year	663,154	(271,736)
Current undistributed profits/loss	(689,359)	934,890
	<u>(689,359)</u>	<u>934,890</u>
	<u><u>(26,205)</u></u>	<u><u>663,154</u></u>

NOTES TO THE ANNUAL FINANCIAL STATEMENTS FOR THE YEAR END 28 FEBRUARY 2011 (Continued)

	2011 R	2010 R
6. Long-term borrowings		
<u>The Strydom Trust</u>		
The loan bears no interest per annum, is unsecured and there is no agreement concerning the repayment thereof.	151,520	151,520
	151,520	151,520
Less: Current portion included in current liabilities	151,520	151,520
7. Profit / (loss)	2011 R	2010 R
Profit from operations is arrived at after taking into account the following:		
Revenue from donations;	567,754	2,558,730
- General	415,878	404,008
- Fundraising projects	-	533,824
- Projects	151,876	1,620,898
Depreciation	2,316	14,706
8. Taxation	2011 R	2010 R
No provision has been made for Income Tax. The trust has been approved as a public benefit organisation in terms of Section 30 of the Income Tax Act and the receipts and accruals are exempt from income tax in terms of section 10(1) of the Act.		